


Italtras[®]



SERIE EI STANDARD EI

*Da 0,5 a 800VA
For 0,5 to 800VA*

BASSO PROFILO UI LOW PROFILE UI

*Da c.s. da 2 a 55VA
For PCB from 2 to 55VA*

TOROIDALI TOROIDAL

*Da 30 a 750VA
From 30 to 750VA*

SERIE TRIFASE THREE-PHASE

*Da 70 a 2000VA
From 70 to 2000VA*

ADATTATORI ADAPTERS

*Adattatori AC/AC e AC/DC
da 3 a 20VA
AC/AC and AC/DC Adapters
from 3 to 20VA*

PER ELETTRONICA FOR ELECTRONIC

*Versioni EE, ETD, EFD, RM
Bobine lineari e toroidali
Version EE, ETD, EFD, RM
Linear and toroidal coils*



UNI EN ISO 9001:2000

Serie EI
**Trasformatori di Alimentazione
Incapsulati in Resina ENEC**
**Power transformers,
resin encapsulated ENEC**
Standard EI

Set of encapsulated main power transformers, designed and built in conformity with the international standards EN61558.
Specially developed for the supply of low power rating circuits and electronic circuits with current rectifier. Recommended for use under severe environment conditions in the presence of high percentage rates of moisture, vapours, chemical agents, etc.

TECHNICAL FEATURES:

Primary: from 100 to 240Vac 50/60Hz
 Secondary: from 1V to 32V from 0,5 to 2,8VA (ta 70°C)
 from 5V to 42V from 2,5 to 52VA (ta 40°C)
 depending on the product model
 Tolerance limits: secondary Voltage +/-1%
 Insulation: 5 Mohms, 500Vdc+
 Insulation voltage: 4Kv - 1 minute
 Materials: Class B, 130 °C
 ta: 40 °C / 70°C
 Pins: to weld for tinned PCBs

**Basso profilo UI**
**Trasformatori di Alimentazione
Incapsulati a basso profilo ENEC**
**Power transformers, low-profile
encapsulated ENEC**
Low profile UI

Set of main power transformers, low-profile, encapsulated, designed and built in conformity with the international standards EN61558.
Specially developed for the supply of low power rating circuits and electronic circuits with current rectifier. Recommended for use under severe environment conditions in the presence of high percentage rates of moisture, vapours, chemical agents, etc.

TECHNICAL FEATURES:

Primary: from 100 to 240Vac 50/60Hz
 Secondary: from 5V to 42V from 2 to 55VA
 depending on the product model
 Tolerance limits: secondary Voltage +/-1%
 Insulation: 5 Mohms, 500Vdc
 Insulation voltage: 4Kv - 1 minute
 Materials: Class B, 130 °C
 ta: 40 °C
 Pins: to weld for tinned PCBs

**Serie EI**
**Trasformatori di Alimentazione a
giorno da circuito stampato o telaio**
**Power transformers, open, for PCB
or rack ENEC**
Standard EI

Set of main power transformers, designed and built in conformity with the international standards EN61558.
Specially developed for the supply of power circuits, electronic circuits with current rectifier, etc.

TECHNICAL FEATURES:

Primary: from 100 to 240 Vac 50/60Hz
 Secondary: from 5V to 42V from 2,5 to 20VA
 depending on the product model
 Tolerance limits: secondary Voltage +/-1%
 Insulation: 5 Mohms, 500Vdc
 Insulation voltage: 4Kv - 1 minute
 Materials: Class B, 130 °C
 ta: 40 °C
 Pins: to solder

**Serie EI**
**Trasformatori a giorno
da telaio ENEC**
**Power transformers, open, for rack
ENEC**
Standard EI

Set of main power transformers, designed and built in conformity with the international standards EN61558.
Specially developed for the supply of power circuits, electronic circuits with current rectifier, etc.

TECHNICAL FEATURES:

Primary: from 100 to 240 Vac 50/60Hz
 Secondary: from 5V to 42V from 20 to 420VA
 depending on the product model
 Tolerance limits: secondary Voltage +/-1%
 Insulation: 5 Mohms, 500Vdc
 Insulation voltage: 4Kv - 1 minute
 Materials: Class B, 130 °C
 ta: 40 °C
 Pins: to solder



Toroidali

Trasformatori di Alimentazione Toroidali cURus (UL+CSA) Power Toroidal Transformers cURus (UL+CSA)

Toroidal

Set of main power transformers, designed and built in conformity with the international standards EN61558 and UL 506.
The toroidal-core transformers offer important advantages over the traditional laminated-core transformers. The transformer capacity being equal, these types of transformer offer: lower weight, reduced overall dimensions, lowest flow leakage, lower consumption under no-load conditions

TECHNICAL FEATURES:

Primary: From 100-240Vac 50/60Hz
Secondary: from 5V to 240V from 30 to 750VA
depending on the product model
Tolerance limits: secondary Voltage +/-1%
Insulation: 5 Mohms, 500Vdc
Insulation voltage: 4Kv - 1 minute
Materials: Class B, 130 °C
ta: 40 °C
Terminals: tinned outgoing wires



Per elettronica

Trasformatori in ferrite e induttori per elettronica Power transformers and inductors for electronic applications

For electronic

Several ferrite types are used for the core of our transformers; in particular the following types are available:
EE: this is the most frequently used and less expensive type of ferrite. Its name proceeds from the shape of the two half-cores. Applications: Suppressor transformers, Small signal transformers

ETD (Economic Transformer Design): its main characteristic consists of an almost even cross section offered to the magnetic flow. Optimum volume/weight/performance ratio. Applications: Switching power supply transformers.

EFD (Economic Flat Transformer Design): with flat core. This type of ferrite is mostly applied to extremely compact transformers. Applications: Switching power supply transformers.


RM (Rectangular Modular): owing to their square shape, particularly suitable for applications with high density of components, where the requirement is for as smallest overall dimensions as possible. For instance, RM6 means that coil and core take up a square surface corresponding to 6x6 modules (1 module = 2.54 sq.mm surface). Applications: Inductances, Suppressor transformers, Small signal wide-band transformers.

Set of linear and toroidal coils, manufactured according to the customer's specification.

Suitable for vertical or lengthwise assembly, on request.

Depending on the core kind of material, coils may be suitable to different applications; some examples are listed below:

Toroidal-core Suppressor inductances; To clear the commoning noise: two separate windings with core connected to the loop conductors. These push-pull windings generate opposite magnetic flows with consequent low current load impedance and high noise signal impedance.
Straight-core (rod) -small non-adjustable inductors; -choke coils for high frequency radio and TV sets.



Serie trifase

Trasformatori di Alimentazione Trifase Power transformers Three-Phase

Three-phase

Set of main power transformers, designed and built in conformity with the international standards EN61558.
Specially developed for three Phase applications.

TECHNICAL FEATURES:

- Insulating class B
- Frequency. 50/60 Hz
- Open execution. Protection index IP00
- Max ambient temperature 40°C
- Frame with earth connection on request
- Impregnated in vernish and tropicalised
- On request can be supplied other vector groups.
- Vector group Yyn0 star-star with accessible neutral point on secondary
- Electrical protection : Class I



Adattatori

Alimentatori a uscita fissa Power Supplies

Adapters

La serie di adattatori AC/AC e AC/DC presentati in questa pagina, sono composti da un corpo spina rete in ABS HT alloggiante il trasformatore di alimentazione e un cavetto in uscita sul quale si può montare un connettore come da specifica del cliente.

Due versioni, la prima corpo spina con potenze tra 3 e 9 VA, la seconda da banco con potenze da 13 a 20 VA.

Su richiesta si possono personalizzare sia le tensioni Input/Output che il cablaggio sull'uscita.

The AC/AC and AC/DC adapters of this series consist of one main plug casing made of HT ABS, housing a power transformer and an output cable suitable for fitting with a connector, according to the customer's specification requirements. Two versions are available, respectively one with plug-in casing for power rating ranging from 3 to 9 VA, and another one for bench mounting, with power ratings from 13 to 20 VA.



Italtras®



Ci siamo chiesti in più occasioni, come possiamo convincere i potenziali clienti della qualità dei nostri prodotti e dell'efficienza della nostra azienda? La risposta è stata: dimostrarlo con l'esecuzione di campioni su specifica del cliente in tempi brevissimi e a costo zero. Questa è la nostra proposta per convincervi ad accettarci come partners affidabili. Inviateci via fax o e-mail le specifiche tecniche, seguirà un immediato contatto di un nostro tecnico per gli eventuali chiarimenti necessari e in 48 ore vi sarà spedito il prototipo, il tutto senza alcun onere da parte vostra. A prove ultimate e vostra omologazione ottenuta, saremo ben lieti di sottoporvi la nostra migliore offerta.

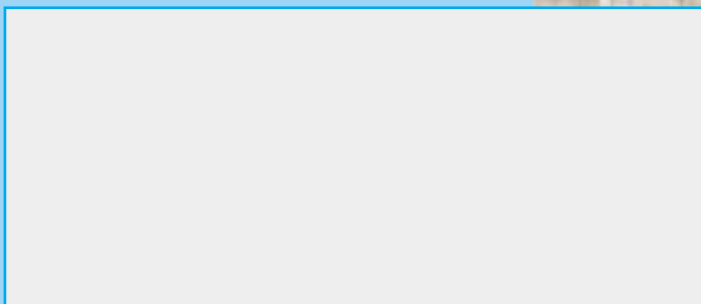
We have often posed ourselves the question: How can we convince our potential clients of the quality of our products and our corporate efficiency?

The answer being: by demonstrating it through the preparation of samples to customer specifications in the shortest possible time and at zero cost.


This is our proposal to convince you to accept us as truly reliable partners. So simply fax or e-mail the technical specifications and you will be immediately contacted by one of our engineers for any clarifications that may be required, and you will receive a prototype in 48 hours.

Completely free of charge. Once all testing is completed and your homologation obtained, we shall be delighted to send you our best offer.

Vendite a cura di / Sold by



Italtras srl Via Costamagna 8/A
12037 Saluzzo (CN) - Italy



Tel. +39 (0) 175 249400 - Fax +39 (0) 175 249814
Web Site: www.italtras.com - E-mail: italtras@italtras.com